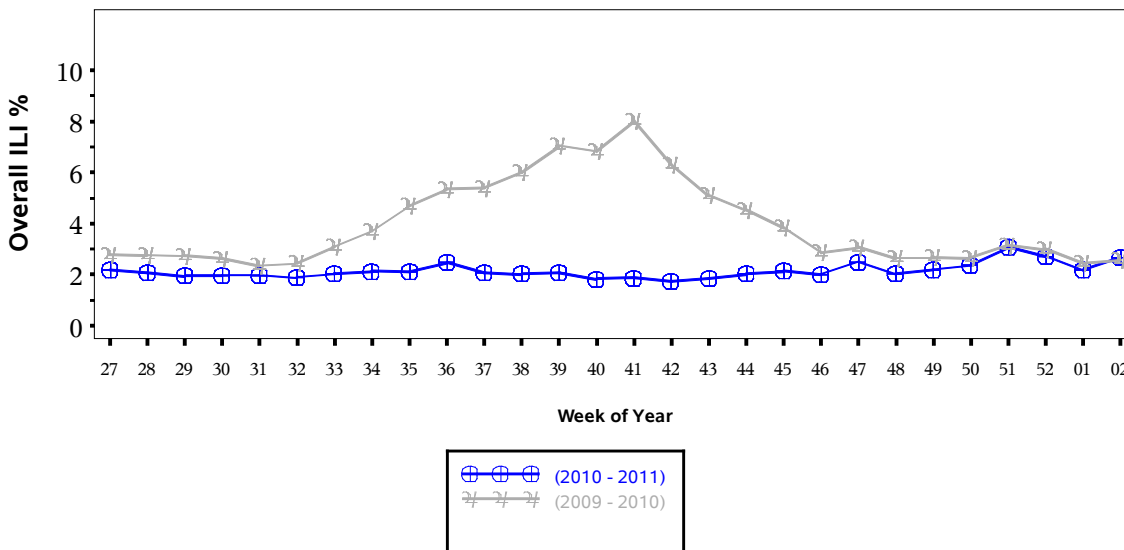




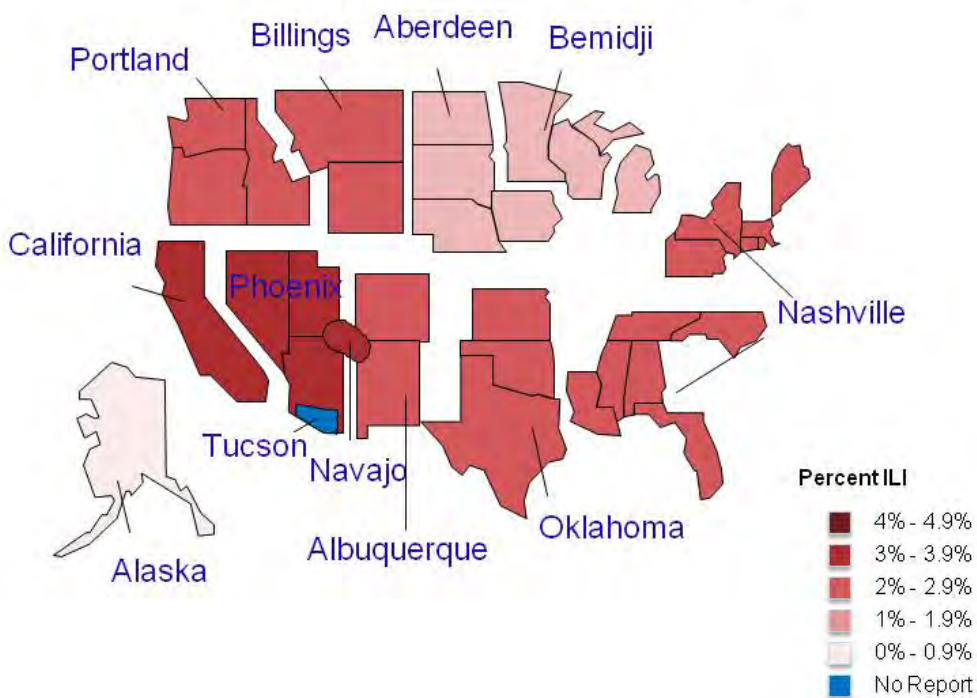
**Indian Health Service**  
 Division of Epidemiology and Disease  
 Prevention  
 Influenza Surveillance Report  
**IHS Influenza Awareness System (IIAS)**  
**#6 (Week 2: 01/09/2011 – 01/15/2011)**

**Percentage of Visits for Influenza-like Illness (ILI) per week**  
**Overall ILI % (ILI visits per week / Total visits per week)**  
**(ILI) in IHS, Weeks 27 (07/04/2010)**  
**through 02 (01/15/2011)**



All data are preliminary and may change as more reports are received.

### % of Visits for ILI, Week 2



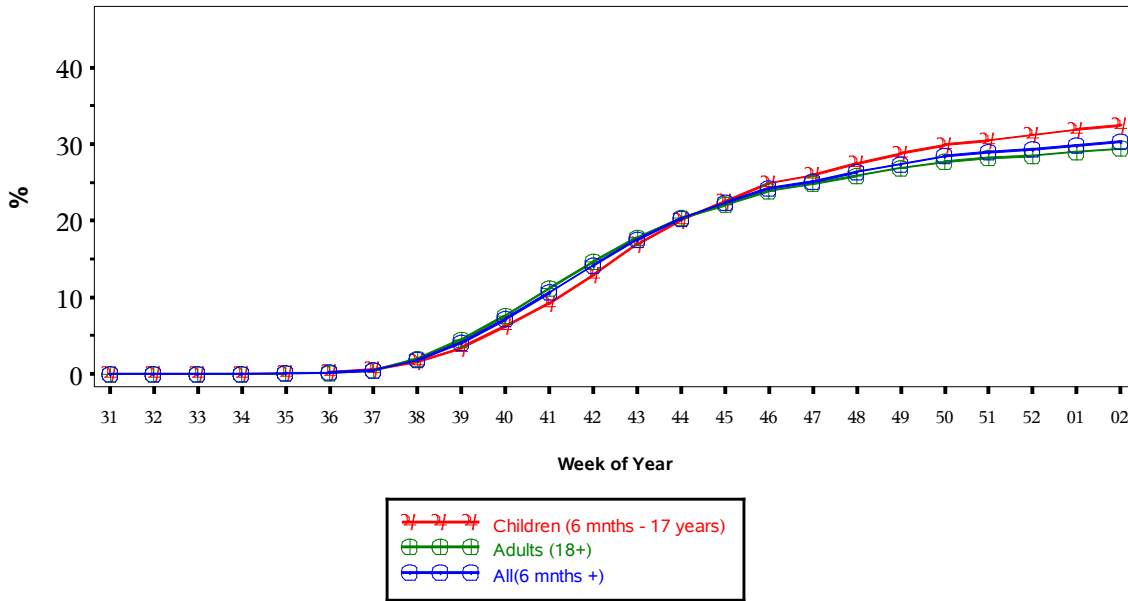
### **% Visits for ILI Compared to Previous Week**

<b>IHS Area</b>	<b>% ILI</b>	
	<b>Week 1</b>	<b>Week 2</b>
ABERDEEN	1.5	1.8
ALASKA	0.6	0.7
ALBUQUERQUE	2.1	2.8
BEMIDJI	2.2	1.9
BILLINGS	2.2	2.1
CALIFORNIA	3.8	3.6
NASHVILLE	1.4	2.0
NAVAJO	2.6	3.1
OKLAHOMA	1.5	2.3
PHOENIX	2.6	3.5
PORTLAND	2.6	2.6
TUCSON	No Report	No Report

## IHS Influenza Vaccination Surveillance

- As of 01/15/2011, sites reporting to the IIAS have administered 349,297 doses (1st and 2nd) of seasonal influenza vaccine to Active Clinical\* patients.

### Influenza Vaccine Coverage, IHS Influenza Awareness System Weeks 31 (08/01/2010) through 02 (01/15/2011), 2010 - 2011



(Active Clinical Population covered by the IIAS)

Table 1: Influenza Vaccination Coverage by Age Group

Age Group	Active Clinical Population	1 dose Seasonal Flu Vaccine	% Seasonal flu (1 dose)	2 dose Seasonal Flu Vaccine	% Seasonal flu (2 dose)
0	3,508	75	1.8	18	0.5
6-23 months	21,374	15,285	55.6	4,396	16.7
2-4 years	57,630	22,977	31.9	2,655	3.9
5-17 years	187,629	71,670	30.1	.	.
18-49 years	404,977	120,961	23.8	.	.
50-64 years	144,115	68,076	37.5	.	.
65+ years	78,676	43,259	43.1	.	.
Children (6 months - 17 years)	266,633	109,932	32.5	.	.
Adults (18+)	627,768	232,296	29.4	.	.
All (6 months +)	894,401	342,228	30.3	.	.

\* Active Clinical population is defined as patients who have had at least 2 visits in the last 3 years

Table 2: Influenza Vaccination Coverage by Risk Group

Risk Group	Active Clinical Population	1 dose Seasonal Flu Vaccine	% Seasonal flu (1 dose)
Asthma	100,847	19,931	15.9
Diabetes	121,057	41,993	28.5
Pregnant	6,274	2,552	30.8

\* Active Clinical population is defined as patients who have had at least 2 visits in the last 3 years

### Summary

- This report includes data from the following # of RPMS databases:

IHS Area	# of RPMS Databases Reporting
Aberdeen	14
Alaska	4
Albuquerque	8
Bemidji	3
Billings	9
California	19
Nashville	13
Navajo	6
Oklahoma	24
Phoenix	18
Portland	24
Tucson	2
All Areas	144

- Overall, there is a slight increase in ILI in IHS nationwide, and an increase in several IHS Areas relative to the previous week.
- Modest increases in vaccination coverage continue.
- U.S. general population influenza vaccine coverage estimates for Nov. 2010<sup>i</sup>, based on self-report (not medical chart review) are:
  - 6 months – 17 yrs: 30.6% ( $\pm$  5.0%);
  - 18+ yrs: 33.5% ( $\pm$  2.5%);
  - All ages: 32.8% ( $\pm$  2.4%).

While these estimates are higher than those reported by I/T/U sites through the IIAS, differences in survey methodology may account for some of the difference.

<sup>i</sup> <http://www.cdc.gov/flu/pdf/vaccination/rapidflusurvey.pdf>